



This work is licensed under the Creative Commons Attribution-NonCommercial 4.0 International License.  
To view a copy of this license, visit <http://creativecommons.org/licenses/by-nc/4.0/> or send a letter to Creative Commons, PO Box 1866, Mountain View, CA 94042, USA

GREENER

Piloting



GREEN  
Evaluation



EUROPEAN SCHOOL OF VARESE

22-11-2023

## Table of contents

1. Introduction.....	3
2. Objectives and methodology. ....	4
3. Results. ....	5
3.1. Assessment tool .....	6
3.2. E-learning platform .....	10
4. Recommendations.....	14
5. Annexes. ....	15

## 1. Introduction.

### **Information about the testing:**

Partner organisation(s): European School of Varese

Country where the testing was conducted: Italy

Number of participants: 12

### **Description of the testing:**

The Greener Green Assessment tool and e-learning platform were piloted in Italy by the European School of Varese all based in Varese, Italy. Twelve people participated in the Greener Green Assessment Tool and e-learning platform evaluation developed by the whole consortium and translated into : English, French and Italian languages.

## 2. Objectives and methodology.

The main objective of the pilot testing session is to assess the two tools that have been developed during the Greener Green project. First and foremost, attendees will be required to test and subsequently evaluate the Assessment Tool using a Google Forms survey. Following that, they will have the opportunity to access the e-learning platform, navigate through it, and provide their feedback through another Google Forms survey.

During this session, we aim to gather valuable insights and feedback from participants to refine and improve these tools further. The inputs received are crucial in helping us enhance the effectiveness and usability of the Assessment Tool and the e-learning platform, ensuring they meet the project's objectives and serve their intended purposes effectively.

### 3. Results.

The pilot testing was conducted during an in-person meet at the European School of Varese with a group of twelve Primary Teachers from different language sections across the school including English, French, Dutch and Italian. Participants had individual access to a PC. The project was introduced and the participants were guided through navigating and testing the Assessment Tool and E-Learning platform. Participants were then asked to complete the Google Forms surveys. Some informal verbal discussions also took place during the meeting.



#### General verbal feedback included:

##### Positives:

- Many participants were excited by the idea of the project and keen to investigate it further

##### Negatives:

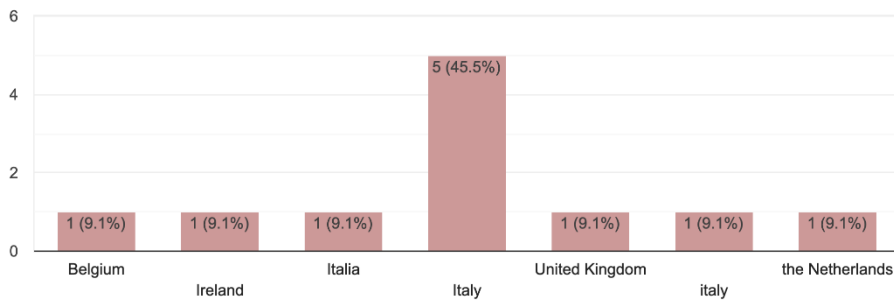
- Initial frustration as when all the participants tried to enter the [greenerschool.eu](https://greenerschool.eu) website and Assessment Tool the page would not load and showed the message 'Resource Limite is Reached' (see photo above). However, after several minutes passed the page did eventually load, however some language functionalities did not work.
- Some Dutch teachers were disappointed that their language was not offered

### 3.1. Assessment tool

For the Assessment Tool eleven responses were collected via Google Form (1 participant accidentally filled in the E-Learning form instead of the Assessment Tool form).

The demographic data of the group is below – some teachers put ‘Italy’ as the country they are from when they were from the United Kingdom but working in Italy.

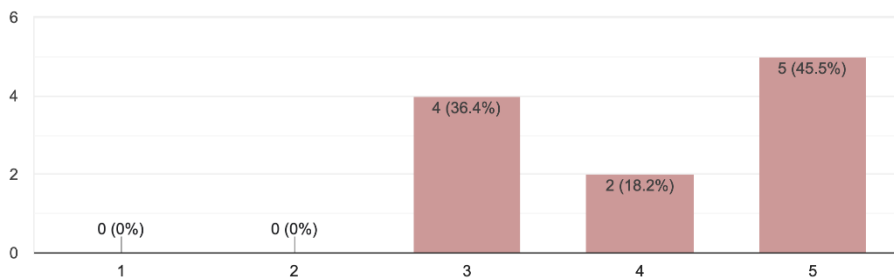
Which country are you from?  
11 responses



### How easy was it to navigate the Assessment Tool and how visually appealing is it?

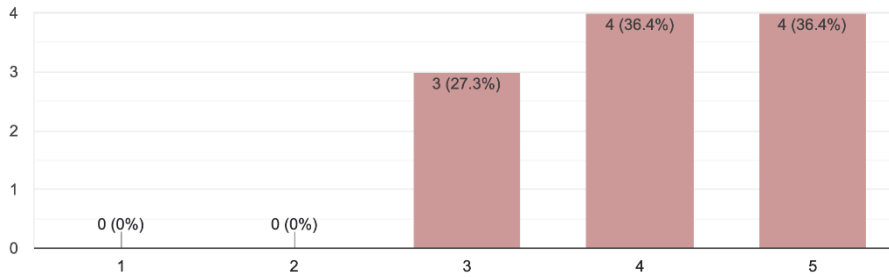
Most participants found it easy or very easy to navigate (45.5% scored 5) and also very visually appealing.

How easy was to navigate through the Assessment Tool?  
11 responses



How visually appealing was the Assessment Tool?

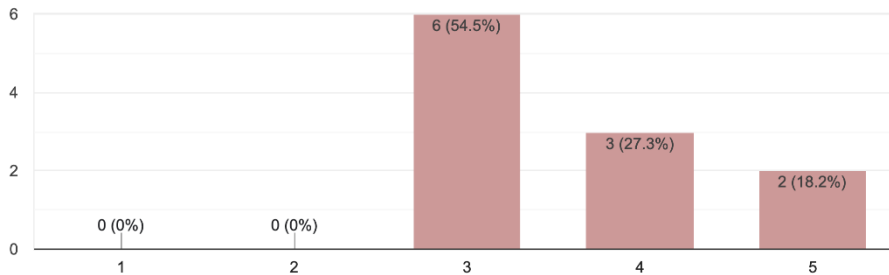
11 responses



## Assessment Tool Functionality and User-Friendliness

The Assessment Tool in terms of functionality and user-friendliness is

11 responses



Many recorded functional difficulties because of the problems we experienced loading the pages initially. Comments included that it took too long to load, some functionalities didn't work (e.g. language selection) and paragraphs were incomplete.

## Was the Assessment Tool motivational for you?

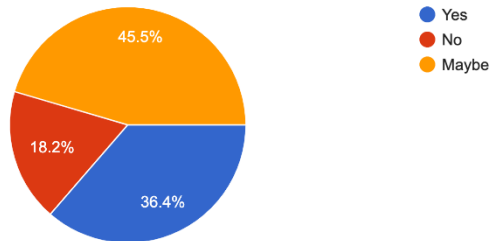
There were mixed responses to this question with the majority opting for 'maybe'. Some found it nice and simple, whereas others thought it was too simple and needed to enable more elaboration. Some comments included:

- Clear and intuitive
- Simple and easy to navigate
- It was too difficult to answer 'yes' or 'no'. A 'maybe' or scale would allow more accurate reflection on the question

- The answer 'yes' or 'no' is too simple, reality is more complex

Was this Assessment Tool motivational for you?

11 responses



## Which part of the Assessment Tool did you find most interesting and least interesting?

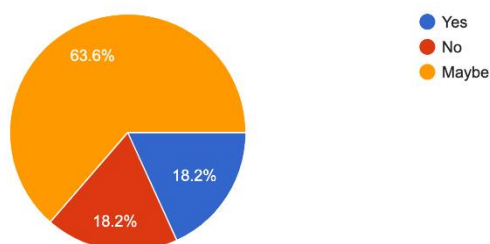
For this the majority of participants (teachers) found the most interesting parts the Environmental and Organisational sections.

The least interesting to them overall were the management parts.

## Would you use the Assessment Tool in teaching?

Would you use the Assessment Tool in teaching?

11 responses



There were mixed results for whether the participants would use the Assessment Tool in teaching. Some said they might be able to use it in class with older students but many thought it would be hard for the children to evaluate.

## How would you evaluate the Assessment Tool as a whole?



There were mixed responses with most in the middle.

**Positive comments included:**

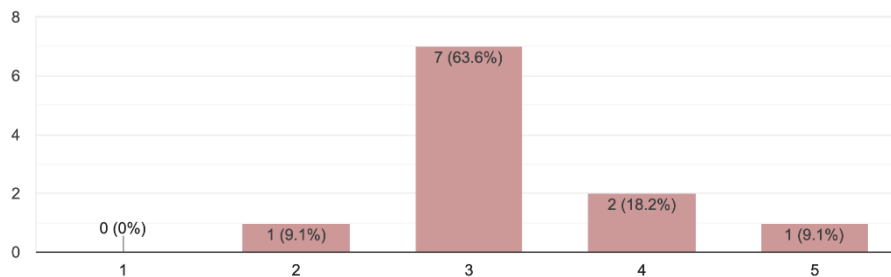
- The links to the modules is a good idea
- The advice after the answers is good
- Gets you to reflect upon your 'no' answers

**Negative comments included:**

- The dichotomous character of questions as it is missing a certain kind of nuance.
- Not enough possibilities to answer
- It was a bit patronising for adult use. Some of the "tips" just said you could do better but didn't give examples or links to find out how to improve.
- The message "greener green" : you are on the right path etc.
- The comments after answering "greener Green : you are a master" or the other one are useless and patronizing.

How would you rate the Assessment Tool as a whole?

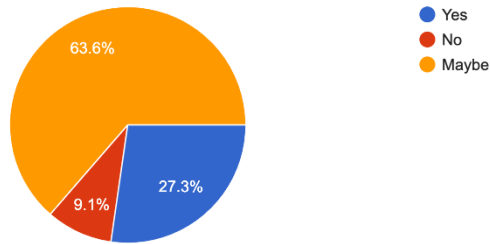
11 responses



**Would you recommend the Assessment Tool to other people?**

The verbal discussion amongst the participants was quite mixed. Everyone liked the idea of being able to assess themselves and see where they needed to improve and they liked the simplicity of the tool, but some functionality problems, not enough scope to answer more than 'yes' or 'no' and some tips not being helpful made some participants hesitant to commit to recommending the tool.

Would you recommend the Assessment Tool to other people?  
11 responses



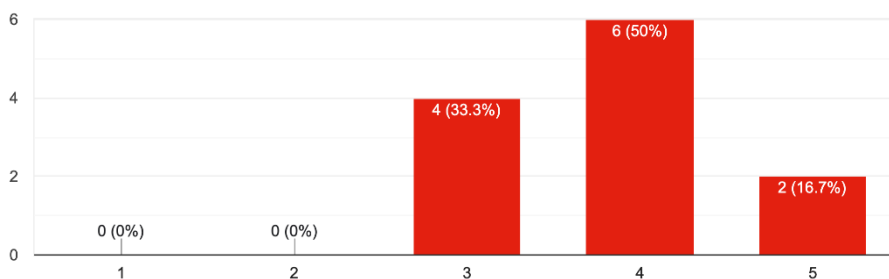
### 3.2. E-learning platform

The e-learning platform was evaluated by the same twelve participants. Initially there was a little confusion accessing the platform as it is not yet directly linked from the [greenerschool.eu](http://greenerschool.eu) website and it is hosted on a separate training platform that has many other courses on it. Some participants needed help to be directed to the Greener Green training from the IDEC Training Centre.

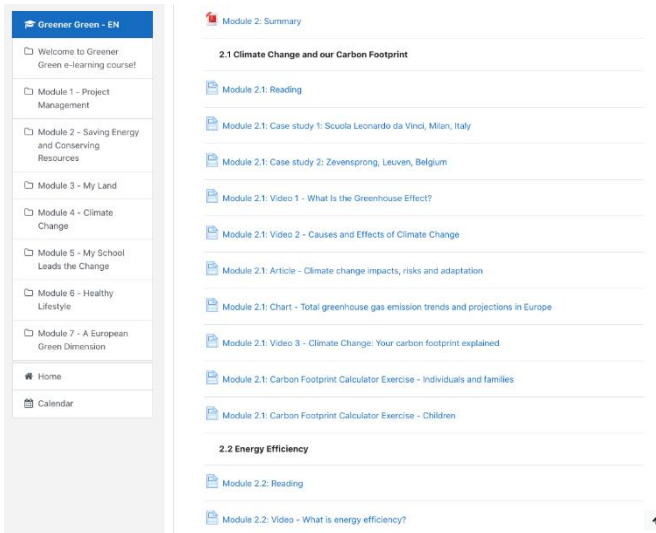
The structure of the e-learning platform was explained and participants were encouraged to explore the e-learning modules in their own language if available.

#### How easy was it to navigate through the platform?

How easy was to navigate through the platform?  
12 responses



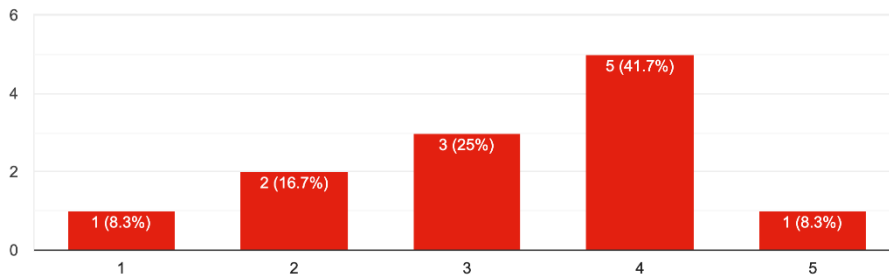
Participants were generally positive and found the left menu bar helpful for navigation. However, some did comment that when working through a specific module, the way the summary page lists every video or chart as a separate resource makes it look quite complicated and overwhelming.



## The Greener Green e-learning platform in terms of functionality and user-friendliness is:

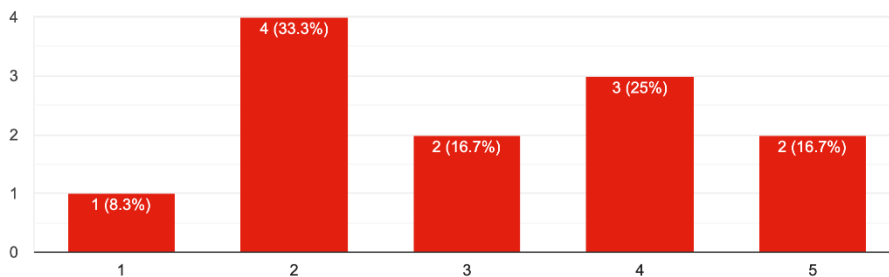
The results were very mixed for evaluating the functionality, user-friendliness and visual appearance, however there were more written comments about this area.

The Greener Green e-learning platform in terms of functionality and user-friendliness is 12 responses



How visually appealing was the platform?

12 responses



Comments included:

- Visually it's very bland and looks like a backend platform
- visually unappealing, too much text
- Very well structured
- An extremely dull platform. I would feel like I had a massive task ahead of me scrolling down through this long list of modules. A real lack of colour and images. It all feels a bit too overwhelming.
- I love the estimated time for the separate elements and it's totality per module.

Verbal feedback during discussion included comments about the amount of reading to do and how long it would take to get through it all, also comments about how someone would find the answer to a specific question within the modules (quick look up), and comments about how it would be nicer if there were elements that the children could be involved in.

### **Evaluation of the Modules:**

Evaluation of the modules was also quite mixed. There is too much information for anyone to effectively evaluate every module in a short meeting time, so it is likely that all of the modules were not thoroughly evaluated.

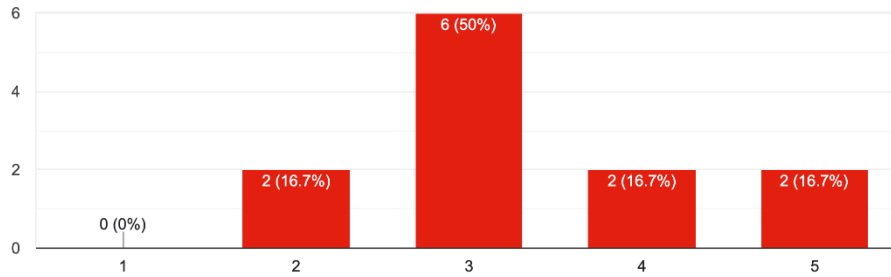
Comments included:

- Only for teachers/adults. Can be useful a part with content for students
- The form is made for very and already motivated teachers. Most of the colleagues will probably find it boring in my opinion.
- Most of the videos are in English.

**How would you rate the e-learning course as a whole?**

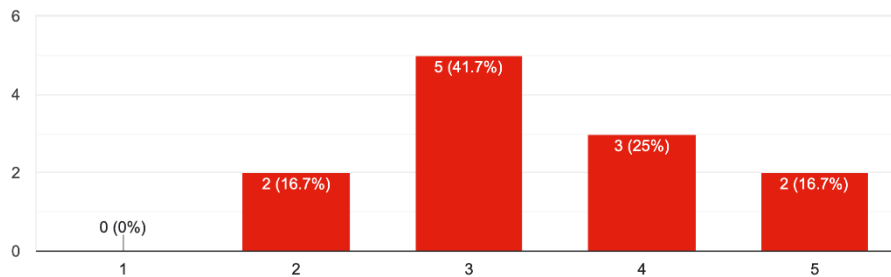
How would you rate the e-learning course as a whole?

12 responses



Did you find the learning materials useful?

12 responses



Most of the final evaluations were mixed with the majority in the middle. For the final recommendations 25% would recommend and 75% were maybe. Some comments include:

- Fantastic resource for the whole school community
- adapt some units/areas/topics for kids of different ages
- It is not enough synthetic and in my opinion, unable to motivate people not aware of the situation. Videos and documents are not or less useful, we can find for french languages others more efficient.
- Needs to be shorter, more appealing and less overwhelming. As a teacher I just want to have easy to use ideas, activities and materials to use with my class. I don't have time to become an expert in the area!

## 4. Recommendations.

For the Assessment Tool, overall most participants found it simple to use and visually appealing but many would prefer to be able to have alternative answers to just yes/no, to remove the automatic comments when a yes/no answer is given (You are on the right track), and to improve the tips so they can give more advice for what to do.

For the e-learning platform the participants appreciate the information and functionality of the site, although they would like it to be more concise and more visually appealing with more elements they could use with their classes directly.

## 5. Annexes.

### List of attendees









1.

#	Name	Last Name	Institution and role in the project	Signature	Email
1	Peter	Tuohy	Irish Teacher	<i>Peter Tuohy</i>	peter.tuohy@teacher.eursc.eu
2	Francesca	Stevenson	English Teacher	<i>Francesca Stevenson</i>	francesca-elizabeth.stevenson@teacher.eursc.eu
3	Marie-Alix	Alfonso	French Teacher	<i>Marie-Alix Alfonso</i>	marie-alix.alfonso@teacher.eursc.eu
4	Marc	Perrin	French Teacher	<i>Marc Perrin</i>	marc.perrin@teacher.eursc.eu
5	Ann	Nijhuis	Dutch Teacher	<i>Ann Nijhuis</i>	anne.nijhuis@teacher.eursc.eu
6	Emma	Öhm	English Teacher	<i>E. Öhm</i>	emma-louise.ohm@teacher.eursc.eu



Co-funded by the European Union

GREENER GREEN

#	Name	Last Name	Institution and role in the project	Signature	Email
7	Kirsty	Warburton	English Teacher		kirsty.warburton@teacher.eursc.eu
8	Elizabeth	Hayman	English Teacher		elizabeth.hayman@teacher.eursc.eu
9	Julia	Payne	English Teacher		julia-carolyn.payne@teacher.eursc.eu
10	Ann	Berben	Dutch Teacher		ann.berben@teacher.eursc.eu
11	Rachele	Confalonieri	Italian Teacher		rachele.confalonieri@teacher.eursc.eu
12	Patrizia	Viggiani	Italian Teacher		patrizia.viggiani@teacher.eursc.eu

3

## 2. Pictures







- 3. Agenda
  - 1. Welcome

2. Introduce the Greener Green project and aims ([greenerschool.eu](http://greenerschool.eu))
3. Introduce the Assessment Tool and try it out
4. Evaluate the Assessment Tool with the Google Form
5. Introduce the e-learning platform and spend time reading and testing
6. Evaluate the e-learning platform with the Google Form
7. Final discussion
8. Thank you