



This work is licensed under the Creative Commons Attribution-NonCommercial 4.0 International License.  
To view a copy of this license, visit <http://creativecommons.org/licenses/by-nc/4.0/> or send a letter to Creative Commons, PO Box 1866, Mountain View, CA 94042, USA



## GREENER GREEN Pilot Testing Report



Website: [www.greenschool.eu](http://www.greenschool.eu)

Facebook: [www.facebook.com/FB.GreenerSchool](https://www.facebook.com/FB.GreenerSchool)



Co-funded by the  
Erasmus+ Programme  
of the European Union

This project has been funded with support from the European Commission. This publication reflects the view only of the author, and the Commission cannot be held responsible for any use which may be made of the information contained therein.

## Contents

1. Introduction.....	3
2. Objectives and methodology.....	4
3. Results.....	5
3.1. Assessment tool.....	5
3.2. E-learning platform.....	12
4. Recommendations.....	21
5. Annexes.....	22

## 1. Introduction.

### **Information about the pilot testing:**

Partner organisation(s): IDEC S.A.

Country where the pilot testing was conducted: Greece

Number of participants: 13

### **Description of the pilot testing:**

The Greener Green Assessment tool and e-learning platform were pilot tested in Greece by IDEC S.A. Thirteen people evaluated the Greener Green Assessment Tool and e-learning platform developed by the whole project consortium in English and translated into Greek language. The participants firstly attended an informative webinar (17<sup>th</sup> of November 2023) educating them on the educational goals and usage of the Greener Green e-learning platform and Assessment Tool and then they've tested them online on their own pace. Then they proceeded to conduct an online evaluation for both via Google forms. This report concludes the way the pilot testing was conducted as well as the feedback received by the participants.

## 2. Objectives and methodology.

The main objective of the pilot testing was to assess the two tools that were developed during the Greener Green project. First, participants were asked to test and subsequently evaluate the Assessment Tool using a Google Forms survey. Following that, they had the opportunity to access the e-learning platform, navigate through it, and provide their feedback through another Google Forms survey.

With the pilot testing, we aimed to gather valuable insights and feedback from participants to refine and improve these tools further. The inputs received are crucial in helping us enhance the effectiveness and usability of the Assessment Tool and the e-learning platform, ensuring they meet the project's objectives and serve their intended purposes effectively.

In Greece, the Greener Green Assessment tool and e-learning platform were presented in a webinar organised by the Primary School of Vareia, with the support of IDEC S.A. Twenty six (26) people participated in the Greener Green webinar. The webinar took place on the 17<sup>th</sup> of November 2023. The main objective of the webinar was to promote the project by focusing on the project results, their application and project awareness. The participants in the webinar were teachers and administrative school staff. The attendees had the opportunity to learn about the project aims and activities, but mostly to learn about the Assessment Tool and the e-learning platform, how to use them, and finally how to provide their feedback through a Google Form survey.

### 3. Results.

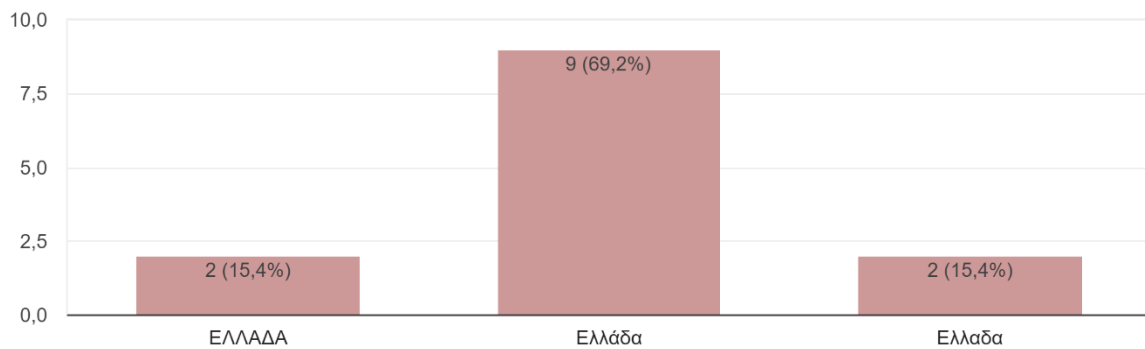
The conduction of the webinar seemed to have operated smoothly without encountering any problems. The concept was introduced to the audience and the participants thoroughly explored the e-learning platform and Assessment tool during the pilot testing. After the participants fully interacted with the training material, thirteen of them proceeded to complete two separate Google Forms Surveys in order to evaluate the e-learning platform and Assessment Tool.

#### 3.1. Assessment tool

For the Assessment Tool thirteen responses were collected via Google Form. Below we see the demographic data of the participants.

What country are you from?

13 απαντήσεις



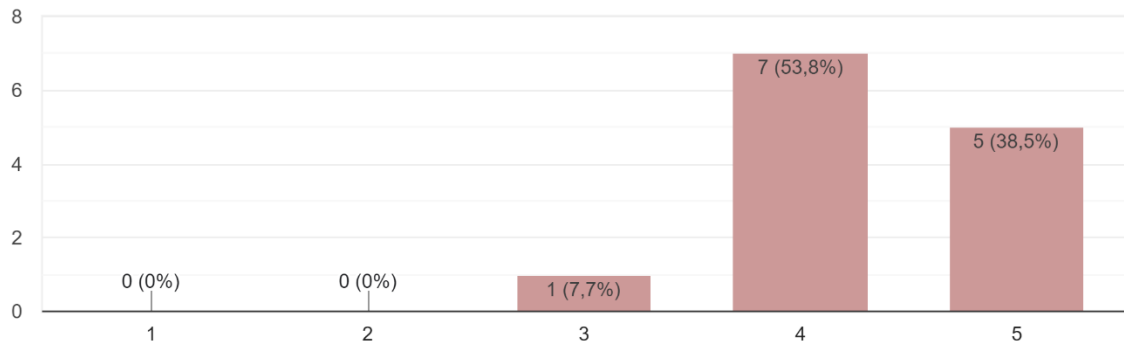
From the previous graph we conclude that all teachers that took part in the following evaluation are Greek residents.

## FUNCTIONALITY EVALUATION

### How easy was it to navigate the Assessment Tool?

How easy was it to navigate the Assessment Tool?

13 απαντήσεις

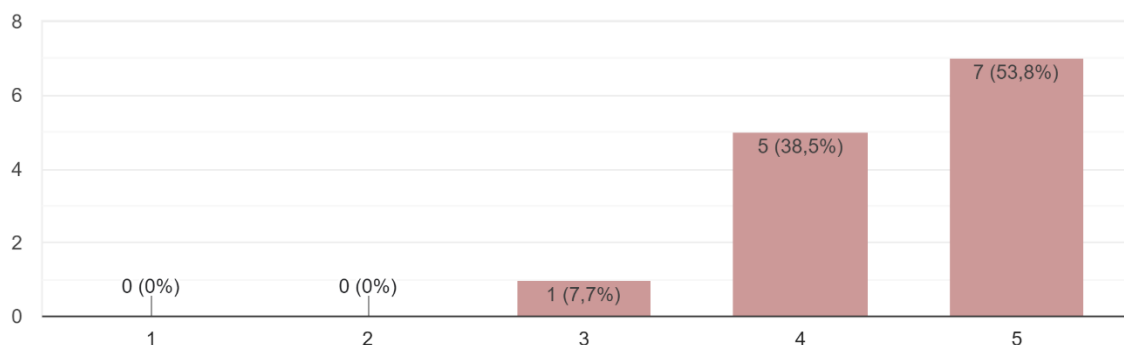


The vast majority found the Assessment Tool rather easy to navigate, with 7 people rating it a 4 and 5 people rating it a 5.

### How Functional and User-Friendly was the Assessment Tool?

Assessment Tool Functionality and User-Friendliness

13 απαντήσεις

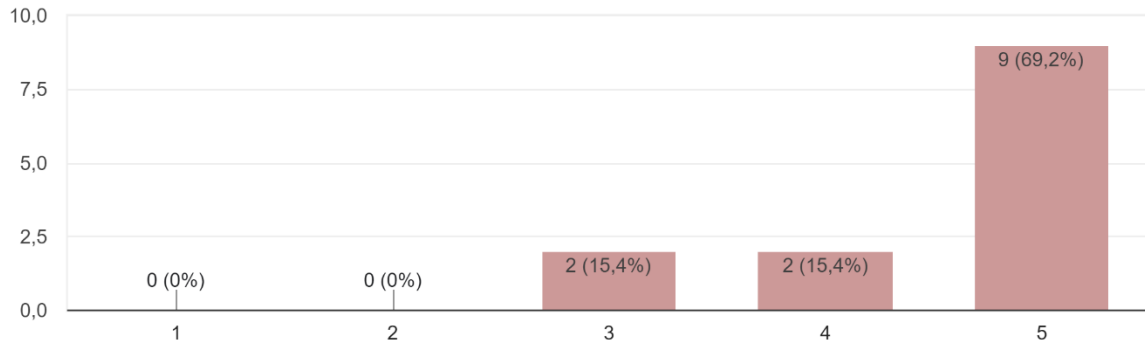


On a similar scale, the majority (53,8%) found the Assessment Tool's interface user very friendly and easy to navigate.

- **How visually appealing was the assessment tool?**

How visually appealing was the assessment tool?

13 απαντήσεις

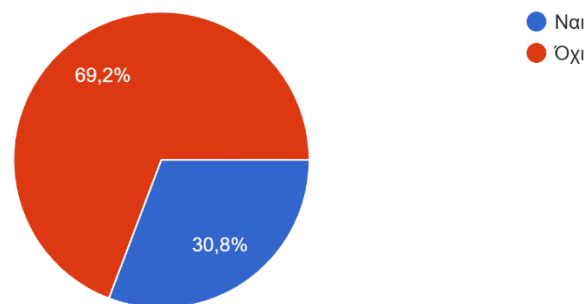


The striking majority also found the tool exceptionally visually appealing, with 9 people (69,2%) attributing it a 5.

- **Did any technical difficulties occur while using the assessment tool?**

Did any technical difficulties occur while using the assessment tool?

13 απαντήσεις



There didn't seem to be many difficulties during the use of the assessment tool, with 69,2% reporting that they didn't encounter any problems.

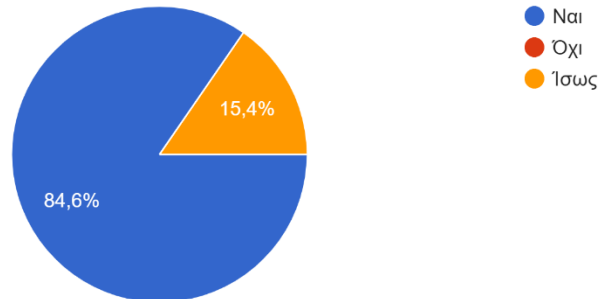
- **If your answer was yes, please mention these occurrences**

Some of the difficulties mentioned by the rest of the participants were all concerning some display issues with certain images interfering with the home screen of the tool.

- **Was the assessment tool motivating?**

Was the assessment tool motivating?

13 απαντήσεις



We can see from our given feedback that 84,6% of the participants found the tool to be overly motivating, with a minority of 15,4% giving the answer of “maybe”.

- **Do you have anything further to add in regard of the assessment tool?**

When asked if they had any further comment to make about the assessment tool, only negative responses were given.

## CONTENT EVALUATION

- **Which part of the assessment tool did you find the most and least interesting?**

For this question, a lot of positive comments were made by the teachers. A lot of positive feedback was given, including positive comments on its curriculum, the quizzes, as well as the combination of striking questions and pictures that make a really good job at raising awareness about environmental matters.

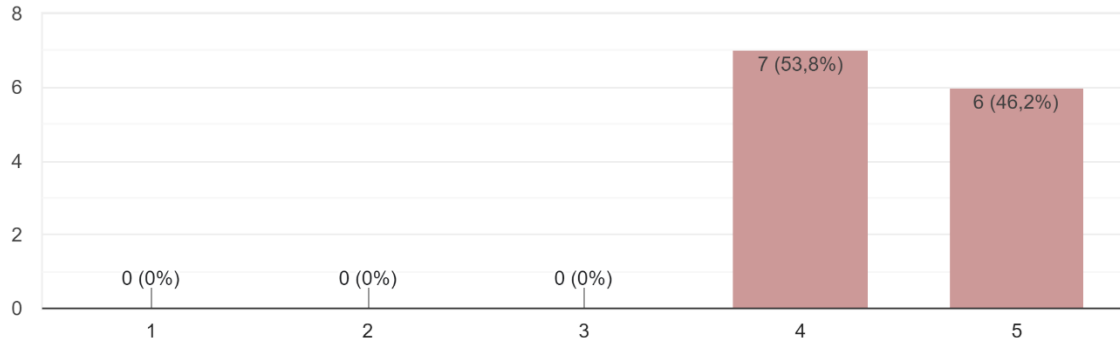
When asked about the least interesting thing about the assessment tool, the majority of the participants mentioned didn't have to say something, while a few of them mentioned the large number of questions and the management of the material.



- How good is the assessment tool based on its content?

How good is the assessment tool based on its content?

13 απαντήσεις

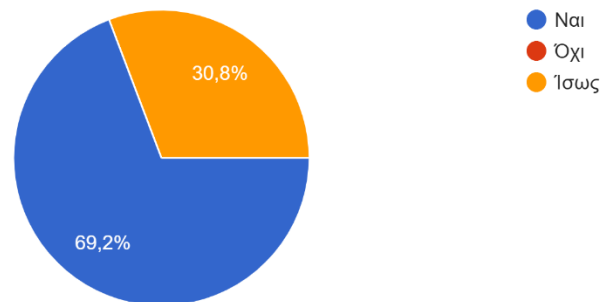


The feedback for the assessment tool content was highly positive, with about half of the participants rating it a 5 (46,2%) and the rest of the participants rating it with a 4 (53,8%)

- Would you use the assessment tool for teaching?

Would you use the assessment tool for teaching?

13 απαντήσεις



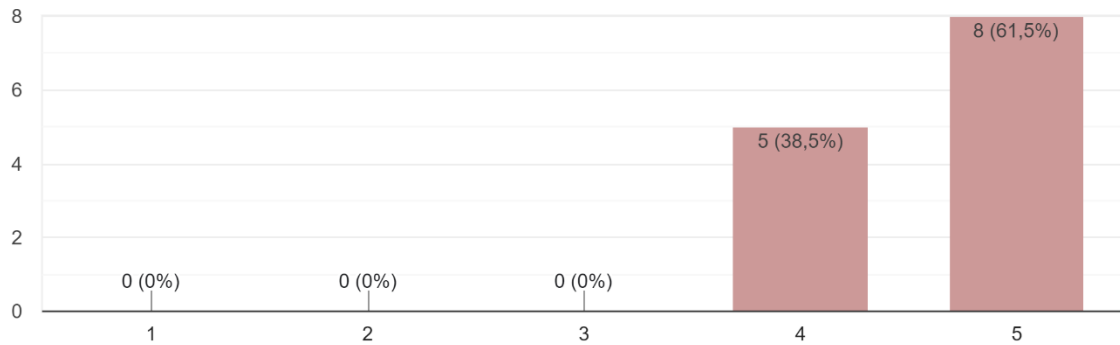
When asked if they would use the assessment tool for teaching, the feedback is mostly positive, with 69,2% of the participants saying yes and a smaller percentage of 30,8% saying maybe.

## OVERALL EVALUATION

- **Evaluate the relevancy between the assessment tool and its target group (teachers, students, families)**

Evaluate the relevancy between the assessment tool and its target group (teachers, students, families)

13 απαντήσεις

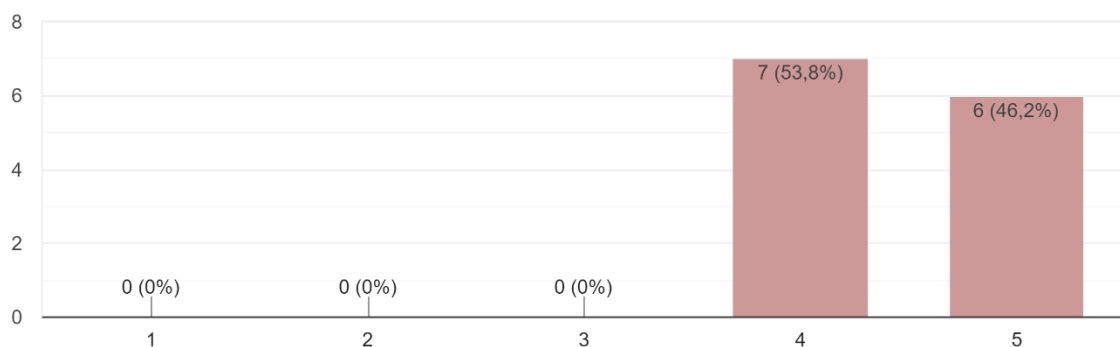


According to this question, the assessment tool does a great job at staying relevant to its target group, with a striking 61,5% giving it the rating of 5, and 38,5% giving it a rating of 4.

- **How would you evaluate the Assessment Tool as a whole?**

How would you evaluate the Assessment Tool as a whole?

13 απαντήσεις

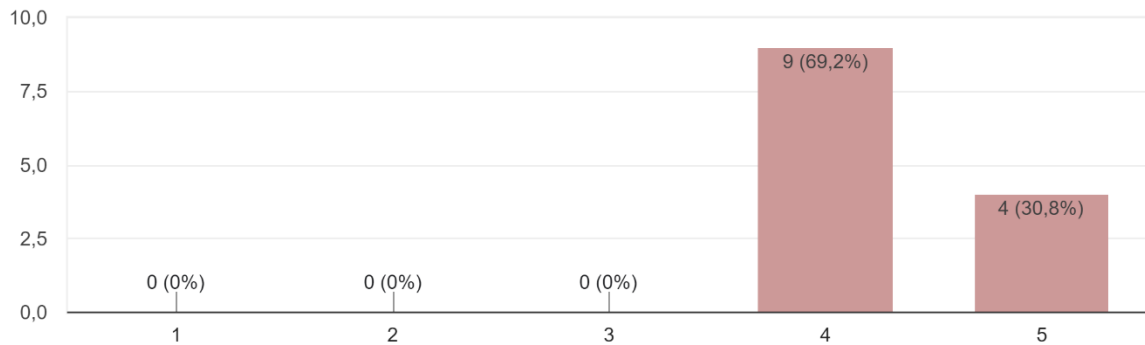


The feedback we got from our participants indicated that, overall, the Assessment Tool is viewed as a positive implementation, with 7 participants rating it a 4(53,8%) and the remaining 6 a 5(46,2%).

- **Did you find the assessment tool useful?**

Did you find the assessment tool useful?

13 απαντήσεις

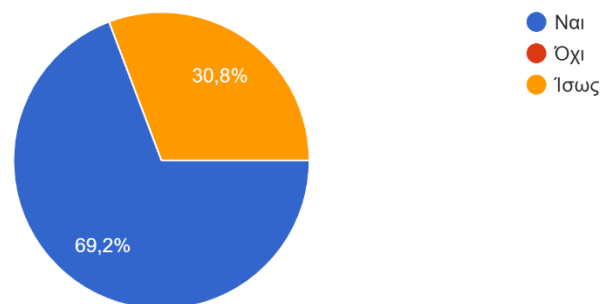


Overall, the assessment tool was deemed to be a useful addition, with the majority of the participants rating it a 4 and some even a 5.

- **Would you recommend the Assessment Tool to other people?**

Would you recommend the Assessment Tool to other people?

13 απαντήσεις



Finally, when asked if they would recommend the Assessment Tool to other people, the response was once more overly positive, with 69,2% replying that they would, and 30,8% replying maybe.

### 3.2. E-learning platform

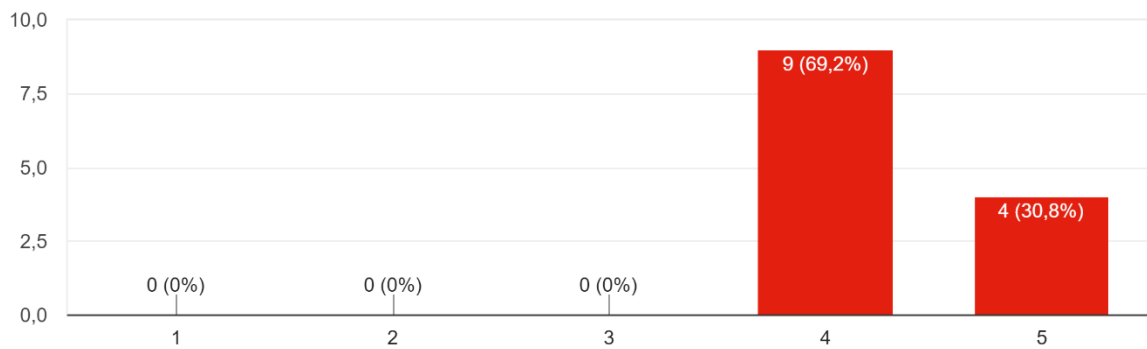
The e-learning platform was evaluated by the same thirteen participants as the Assessment Tool. The demographic data remains the same. The majority of the participants reported that the educational platform was more interesting than the Assessment Tool.

#### E-LEARNING EVALUATION

- How easy was it to navigate the e-learning platform and how functional and user friendly was the e-course?

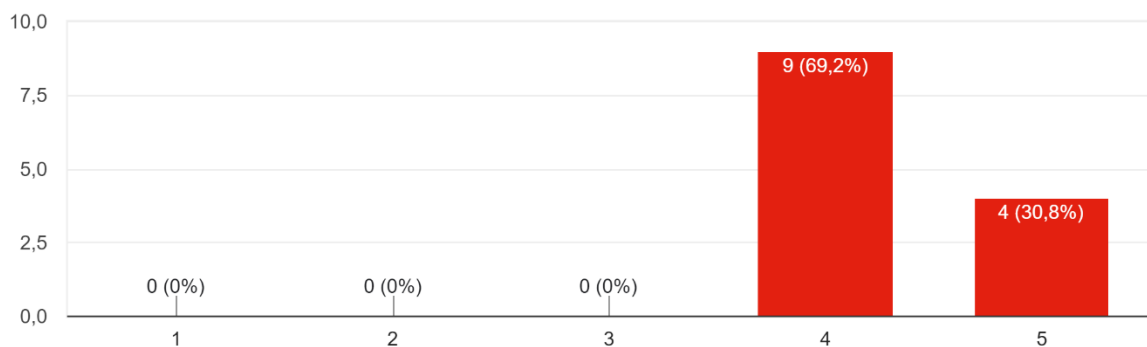
How easy was it to navigate the e-learning platform?

13 απαντήσεις



The e-course in terms of functionality and user-friendliness is:

13 απαντήσεις

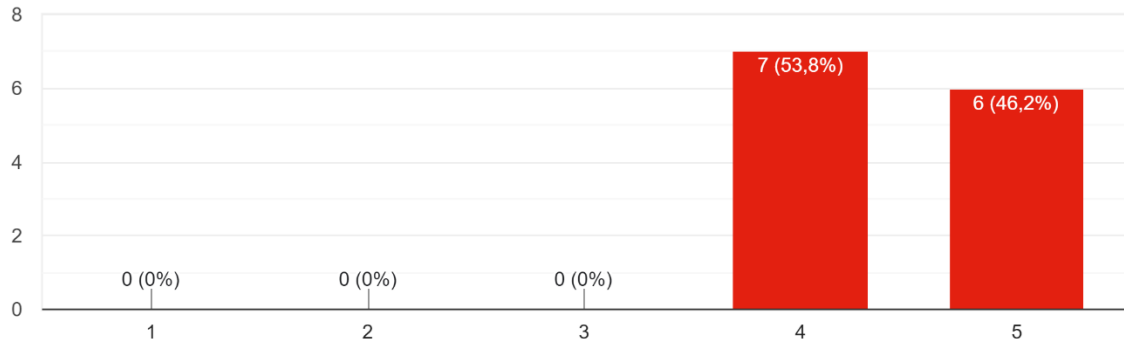


The response received from the participants was overall positive, with an almost unanimous agreement that the platform is user-friendly and easy to navigate. They didn't seem to encounter any problems while using it.

- **How visually appealing was the e-learning platform?**

How visually appealing was the e-learning platform?

13 απαντήσεις

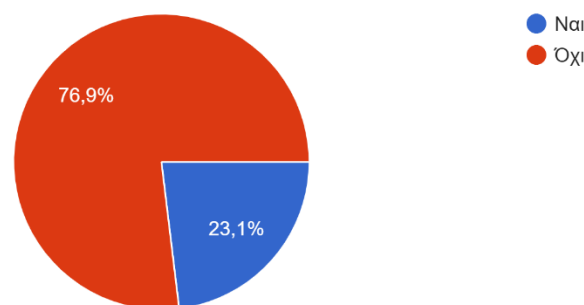


The platform also acclaimed positive feedback concerning its visuals, as almost everyone agreed on it being visually appealing and a smooth experience.

- **Did you experience any technical issues while using the platform?**

Did you experience any technical issues while using the platform?

13 απαντήσεις

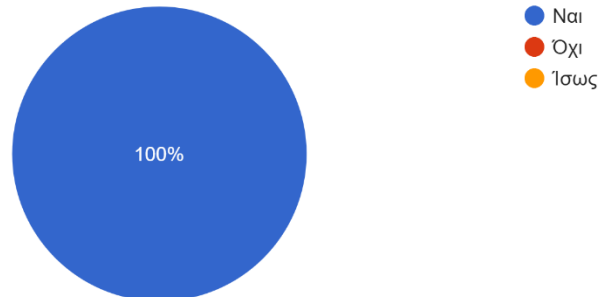


As far as it goes for technical difficulties, there was a minority of 23,1% that expressed having some trouble, without however elaborating any further on the matter.

- **Were you motivated by e-learning?**

Were you motivated by e-learning?

13 απαντήσεις



As we can see here, the participants were all unanimously motivated by the e-learning platform and it seemed to be very well received by the teachers.

- **Do you have any other comments to add about the e-learning platform?**

There was a comment made by a participant who claimed that the e-learning platform would benefit from including more educational units.

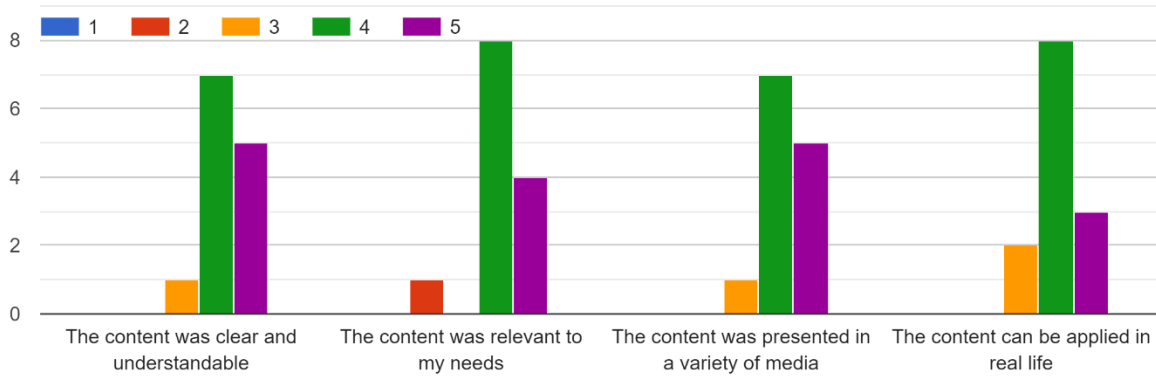
## EVALUATION OF THE EDUCATIONAL UNITS

The units evaluation bared some mixed results, still however on an overall positive tone.

- **Unit 1: Project Management**

How much do you think each of the following characterizes this unit? (1-Not at all, 5-Absolutely)

Unit 1: Project Management How much do you think each of the following characterizes this unit? (1-Not at all, 5-Absolutely)

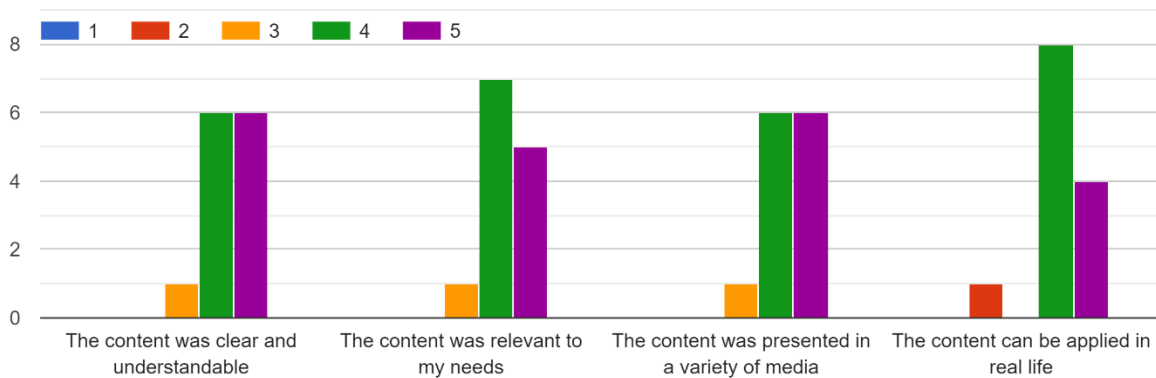


The first unit received mostly good feedback on its content, however some participants found that it may not have been so relevant to their needs.

▪ **Unit 2: Saving energy and resources**

How much do you think each of the following characterizes this unit? (1-Not at all, 5-Absolutely)

Unit 2: Saving energy and resources How much do you think each of the following characterizes this unit? (1-Not at all, 5-Absolutely)

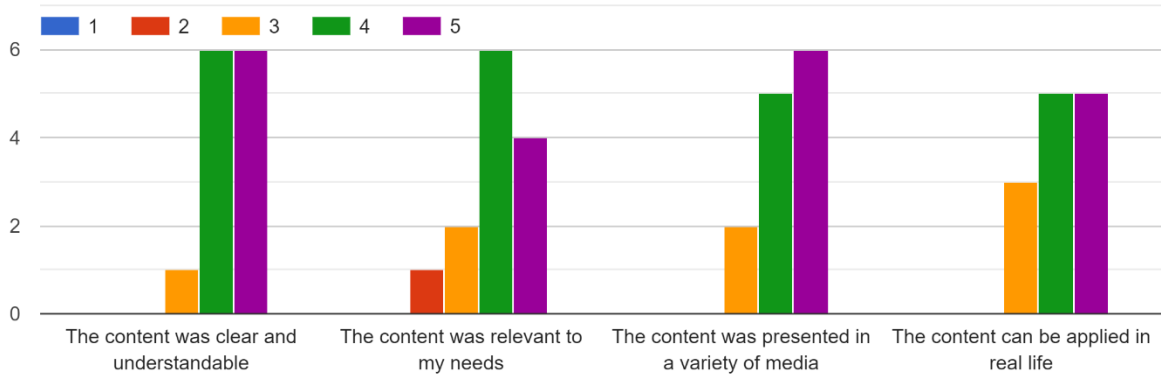


Concerning the second unit, the feedback was also mostly positive, with some participant finding that its content cannot be applied in real life.

▪ **Unit 3: My place**

How much do you think each of the following characterizes this unit? (1-Not at all, 5-Absolutely)

Unit 3: My place How much do you think each of the following characterizes this unit? (1-Not at all, 5-Absolutely)

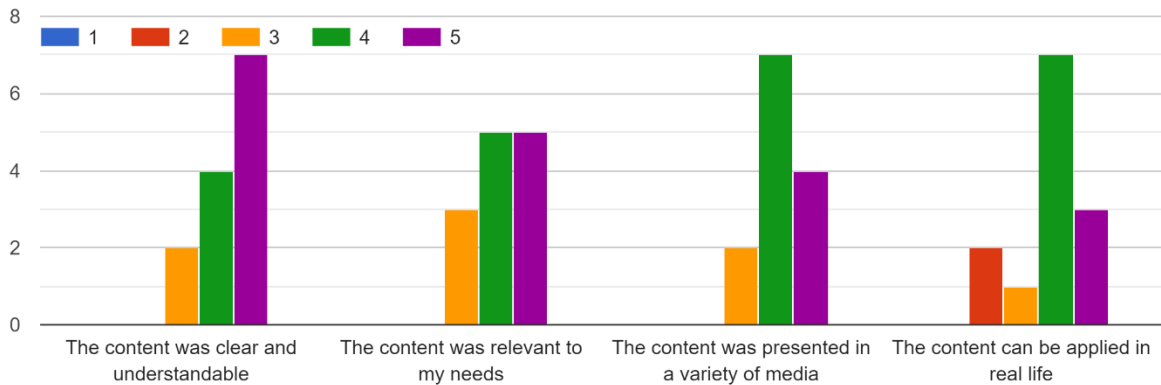


The third unit received some very high reviews, but there again seemed to be some trouble, with some participant not finding that relevant to their needs.

▪ **Unit 4: Climate change**

How much do you think each of the following characterizes this unit? (1-Not at all, 5-Absolutely)

Unit 4: Climate change How much do you think each of the following characterizes this unit? (1-Not at all, 5-Absolutely)



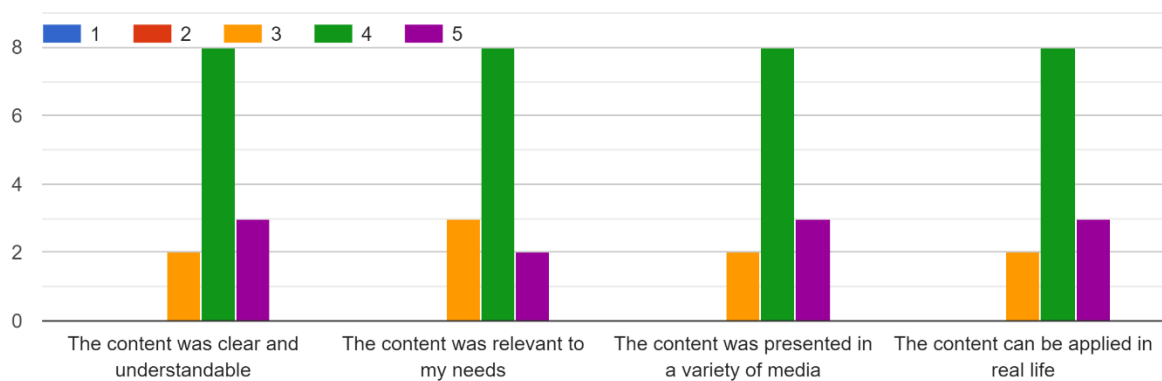


This unit acquired some of the highest reviews concerning its content being clear and understandable, there was however some confusion on it being applicable in real life.

- **Unit 5: Our school is leading change**

How much do you think each of the following characterizes this unit? (1-Not at all, 5-Absolutely)

Unit 5: Our school is leading change How much do you think each of the following characterizes this unit? (1-Not at all, 5-Absolutely)

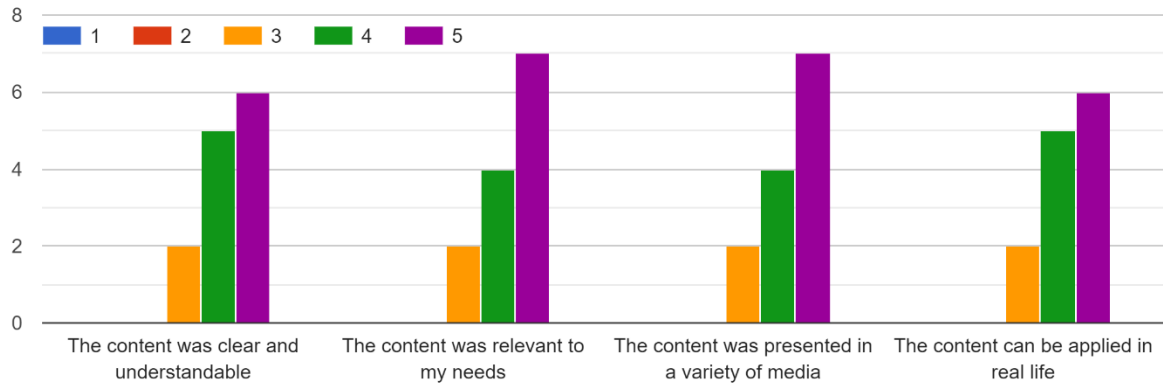


This unit received a lot of praise and there didn't seem to be any disagreements or complaints concerning its content.

- **Unit 6: Healthy ways of life**

How much do you think each of the following characterizes this unit? (1-Not at all, 5-Absolutely)

Unit 6: Healthy ways of life How much do you think each of the following characterizes this unit? (1-Not at all, 5-Absolutely)

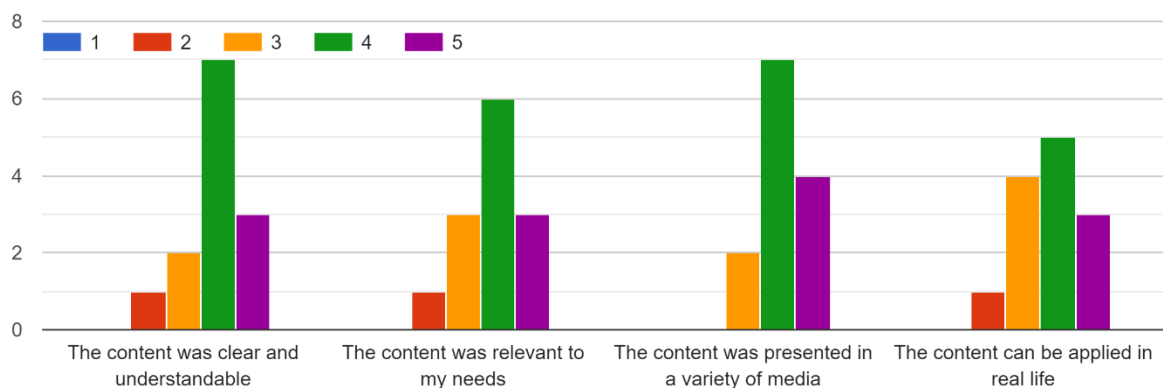


This seemed to be one of the most well received units as it didn't acquire any negative feedback. It was also one of the most highly rated. The participants' response seemed to be very positive.

▪ **Unit 7: European Green Dimension**

How much do you think each of the following characterizes unity? (1-Not at all, 5-Absolutely)

Unit 7: European Green Dimension How much do you think each of the following characterizes unity? (1-Not at all, 5-Absolutely)



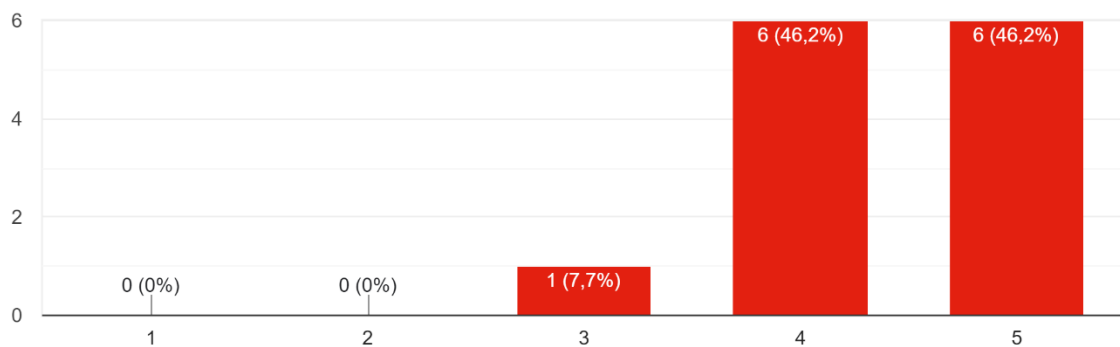
The last unit was the one that created the most division among the participants and seemed to be the one that stroke the most confusion, as there were some reports on the content not being clear or understandable, relevant to the participants needs or able to be applied in real life. There were also however positive reviews.

## EVALUATION OF THE ENTIRE COURSE

- **Please rate the relevance of the e-course to the target group (educators, students, families)**

Please rate the relevance of the e-course to the target group (educators, students, families)

13 απαντήσεις

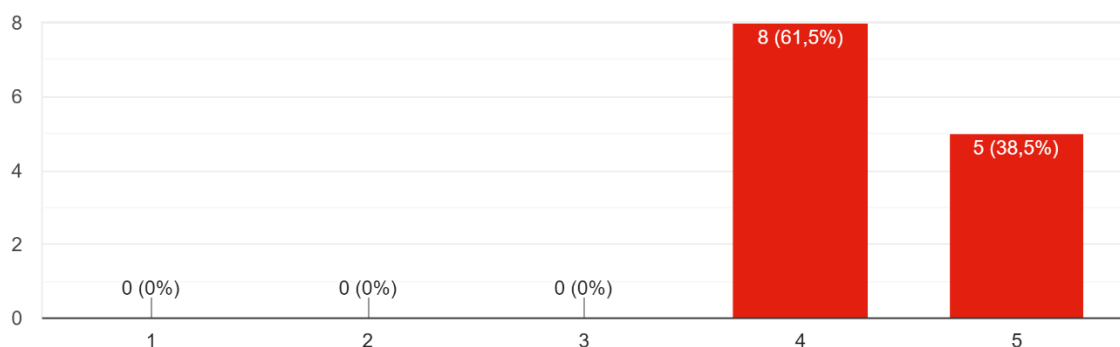


The participants found the courses' content to be very spot on and relevant to its target group's needs.

- **How would you rate the course as a whole?**

How would you rate the course as a whole?

13 απαντήσεις

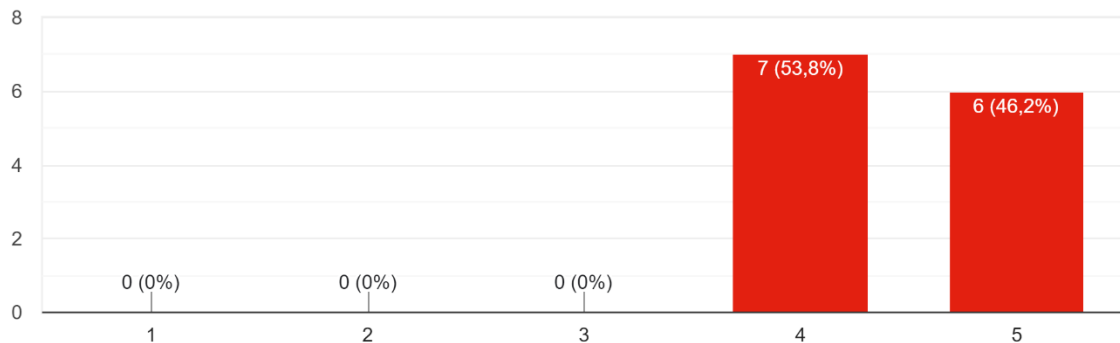


The totality of the course was highly rated by the participants and there didn't seem to be any division of opinions. Overall the feedback was very positively received.

▪ **Did you find the training material useful?**

Did you find the training material useful?

13 απαντήσεις

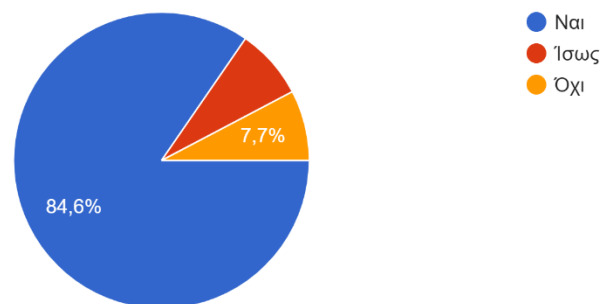


The training material was also deemed very useful with the totality of the participants claiming that they were mostly or totally satisfied by it.

▪ **Would you recommend the course to other people?**

Would you recommend the course to other people?

13 απαντήσεις



Lastly, when asked if they would recommend this course to other people, the striking majority had a positive response, with only one person replying negatively and one replying “maybe”. There didn’t seem to be any further comments made by the participants.

## 4. Recommendations.

Overall, both the Assessment tool and the e-learning platform seemed to be very well received by the participants with little to no negative feedback being provided. The Assessment Tool was easy to use and very user friendly which made for a pleasant experience, despite a few technical issues concerning matters of display. The e-learning platform was found to be very interesting and educative, with only a few notes expressing the need for more educational units and some small concerns in regards to some of the existing material. Both were found to be very visually appealing and motivating to the participants who seemed very willing to intergrade them into their teaching practices.

## 5. Annexes

- List of Attendees

	NAME	SCHOOL	EMAIL
1	BARIAMI MYRTO	Primary School of Taxiarches	myrtovar1997@hotmail.com
2	DIOLATZI MYRSINI	6 <sup>th</sup> Primary School of Mytilene	mirtodiolatz@gmail.com
3	ZORBAS GEORGIOS	Primary School of Papadou	gzorbas@sch.gr
4	KARMIRI PARASKEVI	7 <sup>th</sup> Primary School of Mytilene	parkarmirh@gmail.com
5	PANTA IOANNA	6 <sup>th</sup> Primary School of Mytilene	ioanna19741974@yahoo.com
6	PAPOUTSANI DIMITRA	Primary School of Loutra	dpapoutsane@gmail.com
7	PITTOY ZOI	6 <sup>th</sup> Primary School of Mytilene	zoipittou@gmail.com
8	PRODROMOY ELENI	Primary Education, Directorate of Serres	elen_pro@hotmail.com
9	SANIDA MARIANNA	Primary Education, Directorate of Lesvos	sanidamarianna@gmail.com
10	TZIMOYLI SOFIA	8 <sup>th</sup> Primary School of Mytilene	sofiatzim67@gmail.com
11	TSILIGKRIDOY RAFAELA	7 <sup>th</sup> Primary School of Mytilene	rafatsil@gmail.com
12	XATZISTAVRAKI CHRISO	2 <sup>nd</sup> Primary School of Mytilene	kristinhatzis@yahoo.gr
13	PASCHOU EFSTRATIA	Primary school of Skopelos	tetapas@gmail.com

Webinar photos – Launch of pilot testing

